



**公司及产品简介**  
**E-Profile of Company and Products**

**江苏苏新轴座有限公司**  
**Jiangsu SUXIN bearing housings Co.,LTD**

## WHO WE ARE

Jiangsu SUXIN bearing housings Co.,LTD  
 Top leader manufacturer of Insert Bearing/Bearing housings/Bearing units in China.  
 A member of CBIA.

## WHAT WE SUPPLY

- \* Insert Bearing
- \* Insert Bearing Housings
- \* Insert Bearing Units
- \* Bearing accessories
- \* Automotive parts (Casting freewheel)

## WHO WE SERVE

### Domestically,

TR

SDEC power

WUXI diesel engine works

YUCHAI group

### Overseas,

SNR France

NTN Japan

JIB Korea

EU area

USA

Brazil

## WHY CHOOSE US

- \* Over 20 years' experience of producing insert bearing housings and units.
- \* Over 80,000 SQM factory land and 65,000 SQM workshop area
- \* Over 400 sets of equipments including outer spherical boring machine, digital control lathe, specialized grinder, CNC and so on.
- \* Over 20,000 Tons casting parts yearly or 5,500,000 sets yearly capacity of insert bearing units
- \* Located near Shanghai port for Easy products' transfer and shipping.
- \* Certificate of ISO9001, IATF16949, ISO14001,SGS
- \* Professional technical and QC teams' support in producing/new designs/after-sales servise.

## WHAT WE BELIEVE

Professional engineers/Qualified products/Timely delivery/Responsible service





苏新<sup>®</sup>外球面球轴承铸造座  
**SUXIN<sup>®</sup> Insert Bearing Housings**

## 苏新®外球面球轴承铸造座

### 1. 轴承座概述

轴承座是用来支撑轴承的结构体，固定轴承外圈，仅让内圈转动且始终与轴传动的方向一致，并保持轴承和轴平衡。

### 1.1 轴承座的结构

一般轴承座的结构包括：轴承孔，座体，注油嘴，螺栓孔（结合螺栓以固定轴承座于安装面上）

### 1.2 轴承座的制作材料

根据使用场合的不同，轴承座的制作材料一般有：灰口铸铁，球墨铸铁，铸钢，不锈钢以及复合塑料

### 1.3 轴承座的分类

根据生产工艺以及使用场合要求分为：

铸造轴承座，冲压式轴承座，塑料轴承座

根据轴承座外形结构分为：

整体式轴承座，剖分式轴承座（可分离式轴承座）

其中，苏新®生产的轴承座为外球面球轴承铸造座，属整体式铸造轴承座。

## 2. 苏新®外球面球轴承铸造座

2.1 外球面轴承用铸造轴承座为整体座结构，刚性好，可防止其与轴承装配时产生变形，在任何工况下该轴承座均持久耐用。

2.2 苏新®外球面球轴承铸造座的材料

按照国标GB国际相关行业通用标准，苏新®外球面轴承用轴承座在生产过程中使用的原材料包括：

- 灰口铸铁 HT200
- 球墨铸铁 QT450
- 铸钢 ZG35
- 不锈钢

## SUXIN® Insert Bearing Housings

### 1. Introduction of Bearing Housings

Bearing housing is a structure which is used to support the bearing. It fixes the outer ring of bearing and only let inner ring rotate in the same direction of shaft driving. And it will maintain the balance of shaft and bearing when they are working.

### 1.1 Structure of Bearing Housings

Normally the bearing housings' structure includes hole for bearing, housing base, grease injector, bolt hole (which will be working with bolt together to fix the housing on mounting base).

### 1.2 Raw material of Bearing Housings

Usually raw material of bearing housings includes gray casting iron, spherical graphite casting iron, carbon steel casting, stainless steel and composite plastic.

### 1.3 Types of Bearing Housings

According to producing process and bearings' working requirement, bearing housings' classification as following: Casting housings, Pressed housings, Plastic housings.

According to exterior and structure, bearing housings' classification as following: Integral(One-piece) bearing housings, split type bearing housings.

And SUXIN® bearing housings belongs to the first type that its structure is integral or one-piece.

## 2. SUXIN® Insert Bearing Housings

### 2.1 SUXIN® Insert Bearing Housing is

integral structure with good rigidity, which can prevent deformation during assembly with bearing. And it is durable under any working condition.

### 2.2 Raw material of SUXIN® Insert Bearing Housing

In accordance with GB and international common standards for related industries, the raw material of SUXIN® Insert Bearing Housing including:

- Gray Casting Iron HT200
- Spherical Graphite Casting Iron QT 450
- Carbon Steel Casting ZG35
- Stainless Steel

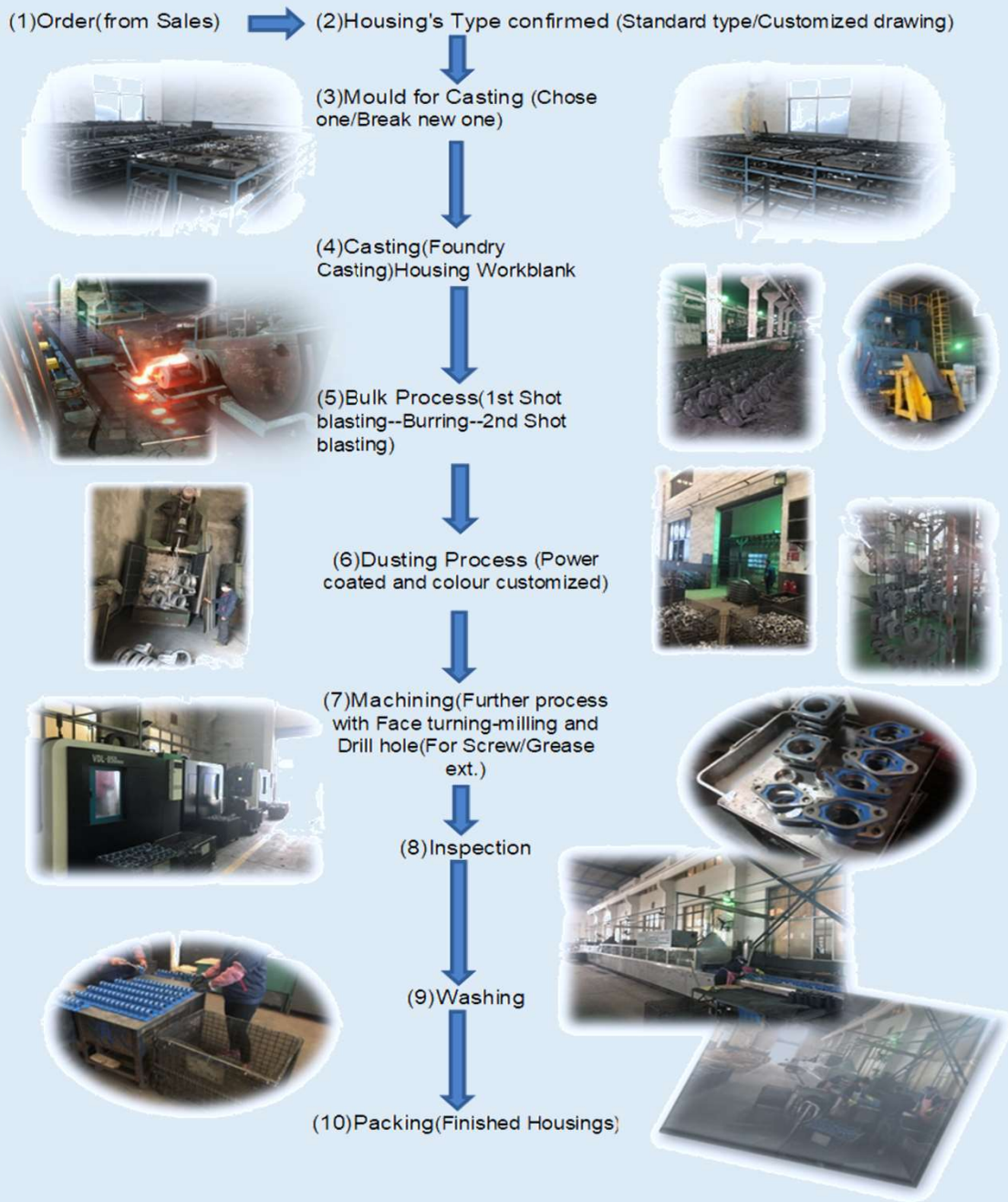


**2.3 苏新®外球面球轴承铸造座的简单生产工艺流程**  
(参考图1)

确认订单 (确认轴座型号) → 模具确认 (现有选择/  
新开模具) → 翻砂浇铸 (轴座毛胚) → 粗加工 (两次  
抛丸处理/取毛粗磨) → 喷粉处理 → 机加工 (初检)  
→ 成品总检 → 清洗 → 包装

**2.3 Simple production flow chart of SUXIN® Bearing Housings**  
(check Pig 01)

**Simple production flow chart of bearing housing**



2.4 苏新®外球面球轴承铸造座的分类（按外观）

见表1

2.4.1 立式座（国际通用简称P）

2.4.2 凸缘座

包含：方形座（FU），菱形座（FLU），可调菱形座（FA）又称悬吊式座，悬挂式座（FB），凸台圆形座（FC）

2.4.3 滑块座（T或者K）

2.4.4 环形座（C）

2.4 Types of SUXIN® insert bearing housings

(According to Appearance see table 1)

2.4.1 Pillow Block (P)

2.4.2 Flanged Housings

Includes:

Square flanged casting housings (FU)

Rhombus flanged casting housings(FLU)

Adjustable rhombus flanged housings(FA)

Suspension flanged housing(FB)

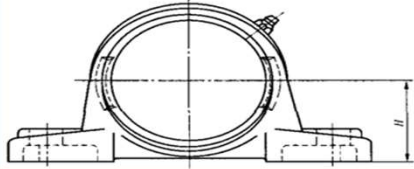
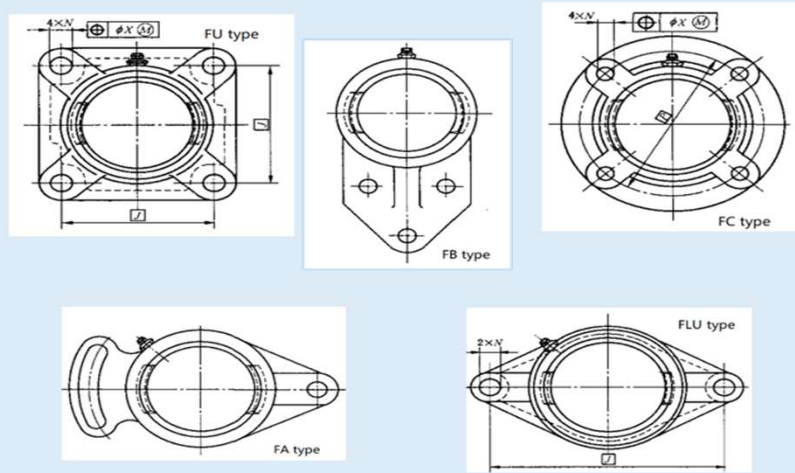
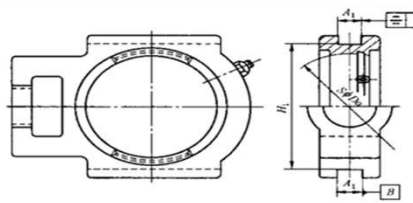
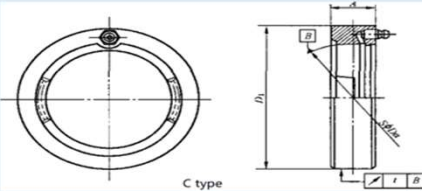
Circle flanged housing(FC)

2.4.3 Take-up block(T)

2.4.4 Annular Housing (C)

外球面球轴承座分类 Type of Insert Bearing Housings

Table 1

分类	名称	简图
立式座 Pillow Block	立式轴承座 (P) pillow block (P)	
凸缘座 Flanged Housing	方形座 (FU) square flanged housing (FU)	
	菱形座 (FLU) rhombus flanged housing (FLU)	
	悬吊式座 (FA) adjust rhombus flanged housing (FA)	
	悬挂式座 (FB) suspension flanged housing (FB)	
	圆形座 (FC) circle flanged housing (FC)	
滑块座 Take-up block	滑块座 (T或K) take-up block (T)	
环形座 annular housing	环形座 (C) annular housing (C)	

3. 苏新®外球面球轴承铸造座的品质特点及特色

3.1 苏新®轴承座座底的平面度达到GB/T 1184-1996表B1中10级的规定（参看表2）。

3. Features and Advantages of SUXIN® insert bearing housings

3.1 The flatness of base of SUXIN® insert bearing housings reaches the standard 10 grade in GB/T 1184-1996 Table B1. (see table2)

GB/T 1184-1996 直线度/平面度 Table2

主参数L/mm	公差等级											
	1	2	3	4	5	6	7	8	9	10	11	12
	公差值: μm											
≤10	0.2	0.4	0.8	1.2	2	3	5	8	12	20	30	60
>10-16	0.25	0.5	1	1.5	2.5	4	6	10	15	25	40	80
>16-25	0.3	0.6	1.2	2	3	5	8	12	20	30	50	100
>25-40	0.4	0.8	1.5	2.5	4	6	10	15	25	40	60	120
>40-63	0.5	1	2	3	5	8	12	20	30	50	80	150
>63-100	0.6	1.2	2.5	4	6	10	15	25	40	60	100	200
>100-160	0.8	1.5	3	5	8	12	20	30	50	80	120	250
>160-250	1	2	4	6	10	15	25	40	60	100	150	300
>250-400	1.2	2.5	5	8	12	20	30	50	80	120	200	400
>400-630	1.5	3	6	10	15	25	40	60	100	150	250	500
>630-1000	2	4	8	12	20	30	50	80	120	200	300	600
>1000-1600	2.5	5	10	15	25	40	60	100	150	250	400	800
>1600-2500	3	6	12	20	30	50	80	120	200	300	500	1000
>2500-4000	4	8	15	25	40	60	100	150	250	400	600	1200
>4000-6300	5	10	20	30	50	80	120	200	300	500	800	1500
>6300-10000	6	12	25	40	60	100	150	250	400	600	1000	2000

3.2 苏新®轴承座球形内孔面的表面粗糙度达到GB/T275-2015表7的规定，环形座外径面的表面粗糙度Ra的最大值为3.2μm，其他加工表面的表面粗糙度Ra的最大值为6.3μm。（参看表3）

3.2 Surface Roughness

Surface roughness reaches table 7 in GB/T275-2015 standard. Max roughness of housings' outside surface is 3.2μm, and other machining surface is 6.3μm. (see table3)

Table 3  
配合面的表面粗糙度Roughness of work-connecting surface

轴或轴承座直径 Diameter of bearing or housings (mm)		轴或外壳配合表面直径公差等级 Diameter Tolerance of bearing or housings' groove face (μm)								
		IT7			IT6			IT5		
		表面粗糙度 Roughness of surface								
超过 over	到 to	Rx	Ra		Rx	Ra		Rx	Ra	
			磨grinding	车lathe		磨grinding	车lathe		磨grinding	车lathe
	80	10	1.6	3.2	6.3	0.8	1.6	4	0.4	0.8
	80-500	16	1.6	3.2	10	1.6	3.2	6.3	0.8	1.6
端面End face		25	3.2	6.3	25	3.2	6.3	10	1.6	3.2

3.3 苏新®轴承座表面无裂纹，气孔，渣眼，夹砂，浇铸不足以及其他降低铸造座强度和明显损害外观的铸造缺陷存在。

3.3 SUXIN® bearing housings' surface with no cracks, air holes, slag holes, sand inclusion. Also there is no other defects that un-enough casting which will damage appearance and strength of housings.

3.4 苏新®轴承座机械加工表面与非加工表面在径向或轴向无肉眼可见的偏心和偏移。

3.4 There is no visible eccentricity and deviation between the machined surface and outside surface of bearing housings in the radial or axial direction.

3.5 苏新®轴承座中的油孔，油沟畅通清洁。

3.5 Grease filling hole and groove is clean



### 3.6 表面处理及颜色

苏新<sup>®</sup>轴承座的表面（铸造面）处理工序使用的是国际领先水平的全自动喷粉线，用喷粉工艺代替了之前行业内普遍使用的喷漆工艺。经过苏新公司多次实践以及客户的反馈和长期的生产经验积累，该喷粉工艺的处理效果要远高于喷漆处理，带色粉末的附着力，防锈性，以及色泽的均匀度都极大的优于喷漆处理的结果。（附喷粉线图）

### 3.6 SUXIN<sup>®</sup> insert bearing housings' casting surface finished and color.

For SUXIN<sup>®</sup> insert bearing housings, casting surface finished and color treatment process using the international leading level of full automatic powder spraying line to instead of normal painting line. On base of thousands practice producing and improving feedback from customers and long-term production experience accumulation, the treatment effect of the powder spraying process is much better than painting. The rust resistance and color uniformity are greatly superior to result of normal painting line. (see picture of the powder spraying line)





**4. 苏新®外球面球轴承铸造座的抗压性能**

外球面球轴承铸造座,因其材质的特殊性,以及一体整体浇铸的特点,本身就具有较强的抗压强度,适用强度大且环境恶劣的工作场所。

**4. Strengthen of SUXIN® insetr bearing housings**

Due to the particularity of SUXIN insert bearing housings' raw material, as well as the character of integral one-piece casting, Suxin bearing housing has a compressive strong capacity of strengthen that suitable for high strengthen required and harsh working condition.

5. 苏新公司除推广自身品牌下苏新®外球面球轴承铸造座之外,依靠公司研发团队的设计和质管控系统,也可承接一切外来品牌的贴牌加工或外来图纸定制加工生产。

5. Except for its own brand SUXIN® of insert bearing housings, Suxin company also takes OEM order or customized processing of foreign brands depends on Suxin's design & quality control system and its reserch & development team.

